


surgical precision

► Hexapod
surgical robot
with endoscope
and phantom



The latest generation of parallel kinematic positioning systems – hexapods – present a dramatic improvement in the design of robotic positional devices, those that require high accuracy in the micron and nanometer level.

Six-axes parallel kinematic positioning systems (hexapods) used in robotic assembly cells debuted in 1954. Since then, with the advent of improved technologies in robotics, servomotors, and control systems, parallel manipulators have been under continual evolution. Within the past decade, with advances in computer programming capabilities, hexapods have taken a major step forward with increased accuracy and precision.

However, in the past several years, with the integration of advances in technologies like piezo actuators, virtual programmable pivot points, and system simulation, hexapod performance has taken a significant leap forward. This leap has been to the extent that electromechanical and piezoelectric hexapods are now viewed as more efficient and accurate systems compared to serial linkage and hydraulic kinematic positioning systems, including those commonly used on robotic arms. The latest versions of hexapods are capable of delivering ultra-precision resolution to as low as $0.03\mu\text{m}$ (33nm) of incremental motion, and some can provide velocity of several 10mm/second, making them a preferred robotics system for industrial testing and positioning, microscopy, semiconductor handling, biotechnology, and medical applications.

HEXAPODS

A hexapod, also known as a Stewart platform or Gough/Stewart platform, is a six-legged parallel mechanism structure. In its most common form, it consists of two platforms, one fixed and the other movable, which are con-

nected and supported by six actuator legs (struts) that expand and contract, acting in parallel between them. Coordinated motion of these six struts enables the movable platform, and devices mounted to it, to move in any direction, operating with six degrees of freedom (DOF) relative to the other base platform. With six DOF, the movable platform is capable of moving in the three linear directions – X, Y, Z (lateral, longitudinal, and vertical), and the three angular directions (pitch, roll, and yaw) singularly or in any combination. Because hexapods have all six DOF, they can perform manipulations that cannot be done with any other traditional motion system.

In addition to the variable strut length hexapod of the Gough/Stewart platform, other designs with fixed strut length are also available.

Most hexapod struts are equipped with cardanic joints. Flexure joints

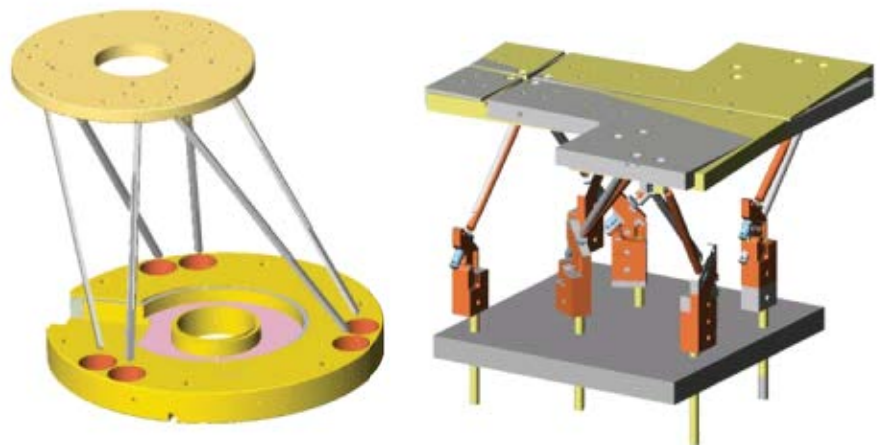
provide the highest precision and are completely free of backlash. However, load capacity and travel range are rather small compared to cardanic or sphere joints.

Cardanic joints with Z-offset provide the best load characteristics. These joints are much stiffer than gimbal-type joints; however they require more sophisticated control algorithms to take into account the complex geometry of each actuator.

Hexapods can also come in many configurations and sizes, capable of handling loads from a few pounds to more than two tons.

Advanced designs include servomotor-driven systems for moving large optics or mirrors, piezo-based units for nanometer precision control of processes, and non-magnetic and vacuum-compatible versions. While most hexapods have a cylindrical shape, square or rectangular versions have also been used.

Hexapods have a tremendous potential for streamlining manufacturing processes by improving accuracy and speed while reducing set-up and processing time.



▲ Comparison of a variable-strut-length hexapod design to a fixed-strut-length design, with the platform shown in two positions. This fixed-strut-length hexapod uses six linear modules to move the basis of each joint up and down; other designs that move the joints in one plane are also available.

BENEFITS

Parallel-kinematic mechanism (PKM) motion systems have a number of advantages over standard serial kinematic (stacked) positioning systems. It is easy to see most benefits by just looking at the basic designs.

a Elimination of Cumulative Error – In serial kinematic positioning systems, wobble and guiding errors in the bearings of each axis accumulate – the bottom stage supports its own moving platform plus all stages above it. Each actuator is assigned to one DOF. Integrated position sensors, assigned to each drive, measure only the motion caused by that drive and in its direction of motion. All undesired motion (guiding error) in the other five DOF is not seen and therefore cannot be corrected in the servo-loop, which leads to cumulative error.

b Less Deviation – In a hexapod, all actuators act directly on the same moving platform, with the same dynamic behavior occurring for the six axes. Because each actuator only has one DOF, (unlike a serial stack of stages, where the bearings in each axis also contribute to crosstalk and runout), runout and accumulation of off-axis errors is much less of a concern for hexapod designs. A hexapod can also be designed much stiffer, so load-shift induced flex is far less of an issue. The results are significantly reduced deviation and improved repeatability.

c Automatic Strut Compensation for Velocity and Vector – As different from serial multi-axis positioning, hexapods require that all six struts alter their lengths if a change in only one axis is intended to occur. However, this is completely transparent to the user. The hexapod controller automatically runs the required coordinate transformations, directing individual velocity and vector adjustments, and transmits new positions to



^ Physik Instrumente's Parallel Kinematics Hexapod Nano-Alignment System

each of the six actuators hundreds of times per second.

d One-Third the Parts for Lighter Weight, Lower Friction and Higher Reliability – Compared with serial multi-axis systems, hexapods have one-third the number of parts, which means lighter weight and lower friction. Friction and torque in serial systems – caused by as many as five moving cables – limit accuracy and repeatability.

e Reduced Settling Times – Because of the low mass of the moving platform on hexapods, positioning operations can be performed with far lower settling times than with conventional, stacked multi-axes systems.

f High Nominal Load-to-Weight Ratio – The high nominal load-to-weight ratio is a very important advantage of the hexapod over stacked systems. The weight of a load in the hexapod platform is approximately

equally distributed on the six parallel legs. This means each link carries only one-sixth of the total weight. Additionally, under certain loads, the legs on the hexapod act longitudinally, exerting either tension or compression on the struts and reducing axial forces.

g Free Access to the Work Zone – Hexapods allow free access to the work zone. There is nothing to impede the motion of the machining tool in the workplace.

h Large, Central Aperture – Critical for optical applications, through-light applications, or access to the back of a workpiece.

NEW FEATURES

The latest high-resolution hexapod systems are being designed with high-efficiency, precision-controlled servomotors and piezoelectric actuators. Different drive principles are being employed, depending on the application.

For example, new hexapods utilizing NEXLINE piezoelectric drives, from Physik Instrumente, make for a positioning device that is completely non-magnetic. Such a system is critical for medical equipment and device applications that require magnetic non-interference.

In addition to classical hexapod structures, parallel-kinematic designs are also beneficial to sub-nanometer precise positioning mechanisms, and required for atomic force microscopy (AFM) applications and other novel super-resolution microscopy systems. With the integration of non-contact capaci-

tive sensors, runout errors on a nanometer and sub-nanometer scale can be determined. The sensors continually measure the actual position against the stationary external reference, and a servo-controller can compensate the error in real-time (active trajectory control). Resolution and repeatability can attain 0.1nm in such systems.

Recent hexapod designs provide extremely high stiffness and rigidity of their components and all moving parts, such as bearings, joints, and drive screws. What results is high natural frequencies – 500Hz at a 22 lb load – with bending prevented in the six struts or in the movable platform. This makes these hexapods capable of extreme accuracy and an ideal tool for precision machining, metrology, microscopy, and medical applications.

One such system is the miniature 6-axis hexapod, the Physik Instrumente Parallel Kinematics Hexapod Nano-Alignment System, which can deliver more than 10 lb of force and motion in all DOF. Minimum incremental motion (real-world motion) is as low as 0.20µm with actuator resolution of 40nm and travel ranges to 40mm linear and 60° (rotation), and a velocity of 10mm/s. This unit can be used for manufacturing and part placement, alignment of optical components and lasers, microscopy applications, and neuroscience that requires high precision. A higher resolution version (33nm) with reduced load is also available.

The system's high level of accuracy is a combination of extremely precise parts, precision assembly and testing, and sophisticated algorithms built into its high-speed controller, which takes into account the exact tolerances of each strut and joint, providing precise coordinates to each of the six actuators.

Hexapods require the definition of a fixed pivot point as the center of rotation. Advanced hexapod designs make use of a virtual programmable pivot point for rotational alignment tasks, allowing motion around any

When You Have Only One Shot At Rotary Accuracy, Make It Count!



Manual Low-Profile Circle Divider

Basic A.G. Davis CIRCLE DIVIDER™ features standard indexing of 360° or 720° positions. Round or square face plates with diameters up to 48". Patented fail-safe lock. Automatic systems available. 36/72 position economy model also available.



Ball Bearing Rotary Table

Angular contact, double row, preloaded ball bearings provide the optimum combination of accuracy, stillness and low friction. Digital readout-radial runout to .000005".



5-Axis CMM

The 5-axes computer controlled special coordinate measuring machine has four air bearing precision linear motions and an air bearing rotary table. Laser measurement incorporating a unique path layout and environmental monitoring compensates for pitch and sag. Air bearing electronic probes contact the part contour. The total system accuracy is .0000050" within the envelope of travel.



Two-Axis Servo/Rate Rotary System

Vertical 16" faceplate dia. table and horizontal 9" dia. air bearing table with integral motor drive and precision encoder.



Astro Guidance Test Platform

References the north star three axis (Ultralex) index system. System accuracy 0.3 arc second band, PC based control, IEEE-488 interface.



Air Bearing Rotary Table

The ultimate precision rotary table for CMM and other high accuracy applications. Radial runout to .000001 T.I.R. Can be used vertical or horizontal. Servo or standard motor drives.



Automatic NC Precision Trunnion

4th & 5th axis machining capabilities. Three available grades of angular accuracy on both the rotational axis and tilting axis: ± 3 arc second, ± 2 arc second, and ± 0.25 arc second. Face plate platens from 350 mm to 630 mm. Larger sizes available upon request.



50 inch Precision Centrifuge

- Accelerometer Testing
- Constant "G" within (+/- 0.01%)
- 32 Slipping Channels
- 0.2 to 200 "G" Range
- Outputs for rate sensing
- IEEE - 488 Interface

**Inspection
Radial Milling
Calibration Services
Index Position
Contouring
Circle Division
4th - & 5th Axis
Machining**



Contact us direct or visit our website
A.G. Davis - AA Gage

Telephone: 586-977-9000 • Fax: 586-977-9190
www.agdavis.com e-mail: agdavis@agdavis.com

point, not unlike the human hand.

Because of the complex motion a hexapod can perform, it is desirable to have simulation tools to explore the possible motion range of the payload mounted to the hexapod. The shape and size of the payload can be added by the user, inside or outside the hexapod envelope, and the software calculates the distance to any obstacle in its way.

The latest PC-based digital controllers, facilitated by open-interface architecture providing a variety of high-level commands, allow choosing any point in space as the pivot point for the rotation axes by software command. Target positions in six-space are specified in Cartesian coordinates, and the controller transforms them into the required motion-vectors for the individual actuator drives. Any position and any orientation can be entered directly, and the specified target will be reached by a smooth vector motion. The pivot point then remains fixed, relative to the platform.

In addition to the coordinated output of the six hexapod axes, these new hexapod controllers provide two additional axes that can be used to operate rotary stages, linear stages, or linear actuators. Some include a macro language for programming and storing command sequences.

These controllers feature flexible interfaces, such as TCP/IP interface for remote, network and Internet connection.

New simulation tools are being incorporated for graphical configuration and simulation of hexapods to verify workspace requirements and loads. Such software provides full functionality for creation, modeling, simulation, rendering, and playback of hexapod configurations to predict and avoid interference with possible obstacles in the workspace.

With the new design developments that hexapod systems are experiencing, manufacturers and researchers

that have a need for extreme high resolutions and high accuracy can now capitalize on them for improvements within their workplace.

Hexapod technology has advanced considerably in a few short years, now it is up to industry to embrace these new developments and put them to

work to reduce their set-up and processing time, overall production cycle times, and ultimately reduced cost of operation. **tmd**

Physik Instrumente L.P.


Auburn, MA

pi-usa.us

World-Class Machining

Announcing the release of Mastercam X5! The worldwide standard in CAM gives you the ultimate toolkit for fast, efficient machining done the right way. Your way. Call or click today to see what Mastercam X5 can do for you.

- Smart programming with hybrid finishing.
- Dramatically faster roughing.
- Time- and tool-saving dynamic milling.



 Watch Mastercam circle the globe at www.tinyurl.com/mcglobe.



Mastercam®

671 Old Post Rd. Tolland, CT USA • 1-800-228-2877

www.mastercam.com